

GREENE COUNTY
IOWA

2016



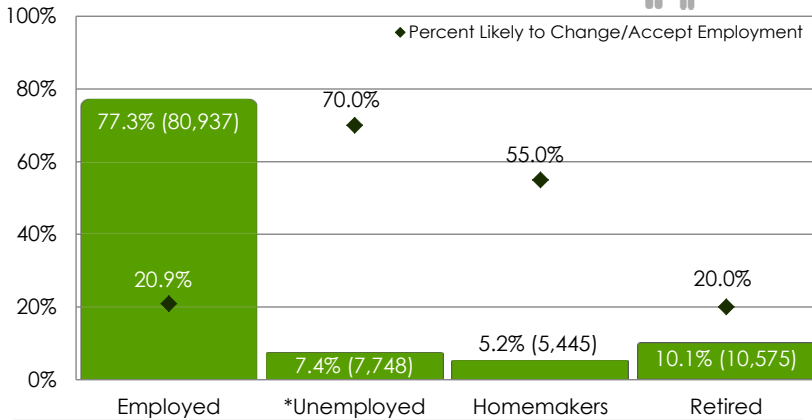
LABORSHED ANALYSIS

A STUDY IN WORKFORCE
CHARACTERISTICS

GREENE COUNTY LABORSHED ANALYSIS

A Laborshed is the area or region from which an employment center draws its commuting workers. To determine the approximate boundaries of a Laborshed area, local employers supply the residential ZIP codes of each of their employees. This Laborshed analysis addresses the workforce characteristics of the Greene County Laborshed area.

EMPLOYMENT STATUS (ESTIMATED TOTAL)*



*Employment status is self-identified by the survey respondent. The unemployment percentage above does not reflect the unemployment rate published by the U.S. Bureau of Labor Statistics, which applies a stricter definition.

Estimated Population 18-64: 104,705 (entire Laborshed area)

Estimated Number of Individuals Very Likely or Somewhat Likely to Change or Accept Employment in Jefferson (17,487):

- 14,930 Employed
- 733 Unemployed
- 940 Homemakers
- 884 Retired

EMPLOYED - LIKELY TO CHANGE EMPLOYMENT

- Median wages: \$16.80/hr & \$52,000/yr
- 15.3% are actively seeking new employment
- 21.9% are working multiple jobs
- Currently working an average of 42 hrs/week
- 29.8% currently working within each of the production, construction & material handling and professional, paraprofessional & technical occupational categories followed by 15.8% within the clerical occupational category
- Most frequently identified job search resources:

www.indeed.com
www.craigslist.org

Internet,
68.3%

Daily Times Herald - Carroll
The Des Moines Register
The Messenger - Fort Dodge

Newspapers,
36.7%

Networking,
18.3%

IowaWORKS
Centers,
15.0%



UNDEREMPLOYMENT



Underemployment

	% Underemployed	Estimated Underemployed
Inadequate Hours	1.0%	149
Mismatch of Skills	3.2%	478
Low Income	1.0%	149
†Total Underemployment	4.9%	732

† Individuals may be underemployed for more than one reason, but are counted only once for total estimated underemployment.

The underemployed are individuals who are working fewer than 35 hours per week but desire more hours; are working in positions that do not meet their skill or education level, or have worked for higher wages at previous employment; or are working at wages equal to or less than the national poverty level and work 35 or more hours per week.

EMPLOYMENT LEVELS AND STATUS BY INDUSTRY



Industry	Industry % of Employed	Estimated # of Employed	% Employed within the Industry	% Likely to Change Employment	% Unemployed* within the Industry
Healthcare & Social Services	17.0%	13,759	77.6%	17.6%	6.0%
Education	14.4%	11,655	78.6%	26.2%	1.8%
Wholesale & Retail Trade	13.8%	11,169	79.2%	15.0%	5.7%
Manufacturing	11.5%	9,308	77.8%	31.4%	11.1%
Agriculture, Forestry & Mining	7.9%	6,394	96.0%	0.0%	0.0%
Public Administration & Government	7.9%	6,394	80.0%	8.3%	0.0%
Finance, Insurance & Real Estate	6.6%	5,342	87.0%	20.0%	0.0%
Personal Services	5.9%	4,775	64.3%	43.8%	21.4%
Transportation, Communication & Utilities	4.9%	3,966	68.2%	20.0%	9.1%
Professional Services	4.9%	3,966	71.4%	26.7%	14.3%
Construction	4.3%	3,480	59.1%	23.1%	18.2%
Entertainment & Recreation	0.9%	729	**	**	**

** Insufficient survey data/refused

Survey respondents from the Greene County Laborshed area were asked to identify the industry in which they are currently working. The largest concentration of workers are employed in the healthcare & social services industry.

COMMUTING STATISTICS



The map at the right represents the concentration of those who are likely to commute into Jefferson from their home ZIP for an employment opportunity.

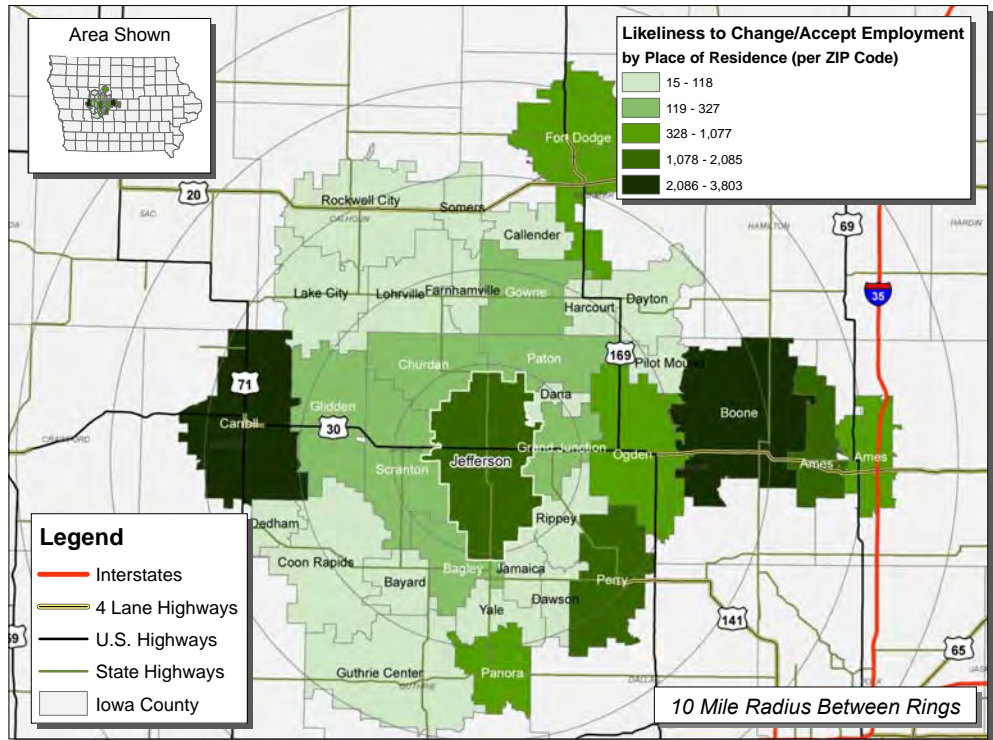
Those who are likely to change/accept employment in the Greene County Laborshed area are willing to commute an average of 22 miles one-way for employment opportunities.

The out commute for Jefferson is estimated at 25.3 percent—approximately 549 people living in Jefferson work in other communities.

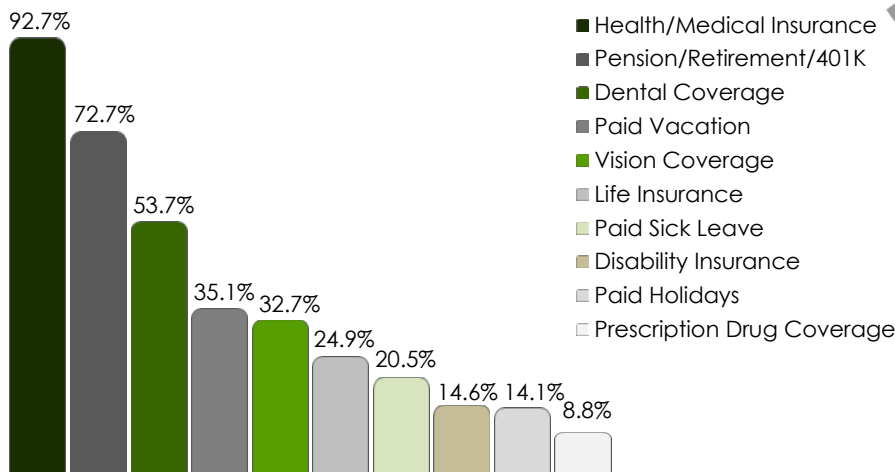
Most of those who are out commuting are working in Ames, Boone, Carroll, Des Moines, Grand Junction or Perry.

Less than one-tenth (4.3%) of out commuters are likely to change employment (approximately 24 people).

CONCENTRATION OF THOSE LIKELY TO CHANGE/ACCEPT EMPLOYMENT IN JEFFERSON



TOP CURRENT BENEFITS OF THE FULL-TIME EMPLOYED



The survey provides the respondents an opportunity to identify employment benefits they currently are offered. The chart at left provides the percentage of responses from those that are currently employed full-time.

The majority (79.3%) of these respondents state they are currently sharing the cost of health/medical insurance premiums with their employer. However, 11.3 percent indicate their employer pays the entire cost of insurance premiums.

EDUCATION LEVELS AND MEDIAN WAGES BY INDUSTRY

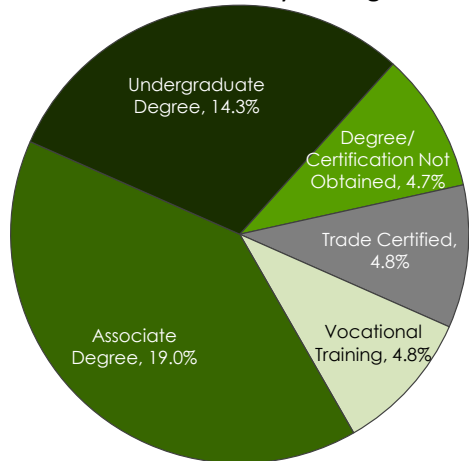


	Education			Median Wages	
	Some Level Beyond High School	Associate Degree	Undergraduate Degree or Higher	Annual Salary	Hourly Wage
All Employed	74.6%	16.4%	29.6%	\$56,000	\$15.28
Agriculture, Forestry & Mining	64.0%	20.0%	16.0%	\$40,000	\$12.00
Construction	38.1%	9.5%	14.3%	**	\$22.00
Education	85.5%	9.1%	72.7%	\$52,000	\$15.80
Entertainment & Recreation	**	**	**	**	**
Finance, Insurance & Real Estate	82.6%	26.1%	17.3%	\$65,500	\$16.08
Healthcare & Social Services	82.1%	22.4%	29.8%	\$56,000	\$14.13
Manufacturing	68.9%	13.3%	17.8%	\$53,500	\$17.10
Personal Services	67.9%	10.7%	35.8%	\$47,000	\$10.00
Professional Services	81.0%	23.8%	28.6%	\$62,500	\$13.00
Public Administration & Government	80.0%	20.0%	23.3%	\$68,000	\$25.00
Transportation, Communication & Utilities	77.3%	13.6%	13.6%	\$90,000	\$20.00
Wholesale & Retail Trade	64.2%	20.8%	15.1%	\$50,000	\$12.13

The education and wage data by industry within the above table includes all respondents without consideration of employment status or willingness to change/enter employment.
**Insufficient survey data/refused


UNEMPLOYED - LIKELY TO ACCEPT EMPLOYMENT

- 47.4% are actively seeking employment
- An estimated 733 unemployed individuals are likely to accept employment in Jefferson.
- Average age is 43 years old
- 52.4% are female; 47.6% are male
- **Education:**
 - 47.6% are educated beyond high school

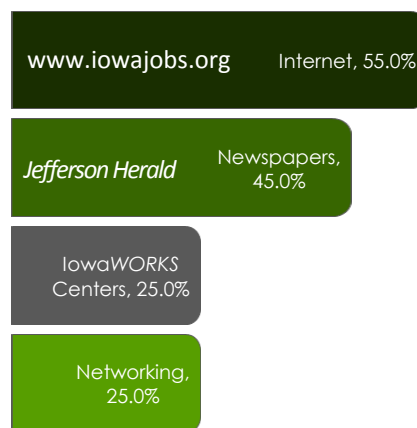


- **Wages:**
 - \$13.54/hr - to attract 66% of applicants
 - \$15.00/hr - to attract 75% of applicants
 - \$10.00/hr - lowest median wage willing to accept
- Willing to commute an average of 20 miles one way for the right opportunity
- 68.4% expressed interest in seasonal and 63.2% in temporary employment opportunities
- 47.4% expressed interest in working varied shifts


DESIRED BENEFITS



TOP UNEMPLOYED JOB SEARCH RESOURCES



SPONSORED IN PARTNERSHIP WITH:



FOR MORE INFORMATION REGARDING THE GREENE COUNTY LABORSHED ANALYSIS, CONTACT:

Ken Paxton, Executive Director
Greene County Development Corporation
 220 N Chestnut St.
 Jefferson, Iowa 50129
 Phone: 515-386-8255

Email: information@greencountyiowadevelopment.org
www.greencountyiowadevelopment.org

Midwest Partnership EDC
Adair, Audubon, Greene, & Guthrie Counties
 P.O. Box 537; 615 S Division St.
 Stuart, Iowa 50250
 Phone: 515-523-1262

Email: info@midwestpartnership.com
www.midwestpartnership.com



Data compiled and analyzed by:
 Iowa Workforce Development
 Labor Market Information Division
 1000 E. Grand Avenue, Des Moines, Iowa 50319
 Phone: (515) 281-7505 | Email: laborshed.studies@iwd.iowa.gov
www.iowalmi.gov