


# *Audubon County*

## *Laborshed Analysis*

### *2016*

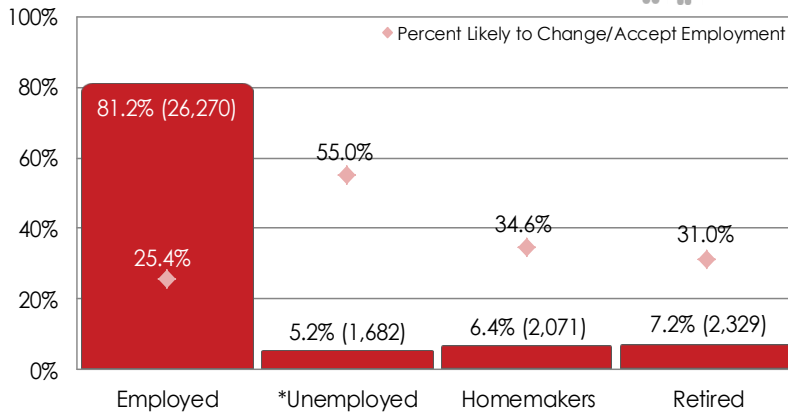


*A Study of Workforce Characteristics*

# AUDUBON COUNTY LABORSHED ANALYSIS

A Laborshed is the area or region from which an employment center draws its commuting workers. To determine the approximate boundaries of a Laborshed area, local employers supply the residential ZIP codes of each of their employees. This Laborshed analysis addresses the workforce characteristics of the Audubon County Laborshed area.

## EMPLOYMENT STATUS (ESTIMATED TOTAL)\*



\*Employment status is self-identified by the survey respondent. The unemployment percentage above does not reflect the unemployment rate published by the U.S. Bureau of Labor Statistics, which applies a stricter definition.

## EMPLOYED - LIKELY TO CHANGE EMPLOYMENT

- Median wages: \$15.00/hr & \$60,000/yr
- 28.4% are actively seeking new employment
- 18.5% are working multiple jobs
- Currently working an average of 41 hrs/week
- 24.7% currently working within the professional, paraprofessional & technical occupational category followed by 20.8% within the production, construction & material handling occupational category
- Most frequently identified job search resources:

www.monster.com  
www.careerbuilder.com  
www.iowajobs.org

Internet,  
68.4%

Daily Times Herald - Carroll  
The Des Moines Register  
Audubon County Advocate Journal  
Harlan Tribune

Newspapers,  
40.5%

IowaWORKS  
Centers,  
27.8%

Networking,  
16.5%



**Estimated Population 18-64: 32,352 (entire Laborshed area)**

**Estimated Number of Individuals Very Likely or Somewhat Likely to Change or Accept Employment in Audubon (9,689):**

- 8,100 Employed
- 551 Unemployed
- 597 Homemakers
- 441 Retired

## UNDEREMPLOYMENT



Underemployment		
	% Underemployed	Estimated Underemployed
Inadequate Hours	2.0%	162
Mismatch of Skills	4.2%	340
Low Income	0.2%	16
†Total Underemployment	5.4%	437

† Individuals may be underemployed for more than one reason, but are counted only once for total estimated underemployment.

## EMPLOYMENT LEVELS AND STATUS BY INDUSTRY



	Industry % of Employed	Estimated # of Employed	% Employed within the Industry	% Likely to Change Employment	% Unemployed* within the Industry
Healthcare & Social Services	20.2%	5,307	79.3%	23.1%	8.5%
Wholesale & Retail Trade	15.3%	4,019	86.0%	40.8%	3.5%
Education	13.7%	3,599	74.6%	23.8%	3.4%
Agriculture, Forestry & Mining	10.6%	2,785	85.0%	6.3%	2.5%
Manufacturing	7.5%	1,970	85.7%	33.3%	10.7%
Personal Services	6.9%	1,813	84.6%	27.3%	0.0%
Transportation, Communication & Utilities	6.5%	1,708	95.5%	23.8%	0.0%
Public Administration & Government	6.5%	1,708	84.0%	28.6%	0.0%
Finance, Insurance & Real Estate	5.6%	1,471	81.8%	23.5%	9.1%
Professional Services	4.0%	1,051	92.9%	30.8%	0.0%
Construction	2.8%	736	64.3%	11.1%	14.3%
Entertainment & Recreation	0.4%	103	**	**	**

\*\* Insufficient survey data/refused

Survey respondents from the Audubon County Laborshed area were asked to identify the industry in which they are currently working. The largest concentration of workers are employed in the healthcare & social services industry.

## COMMUTING STATISTICS



The map at the right represents the concentration of those who are likely to commute into Audubon from their home ZIP for an employment opportunity.

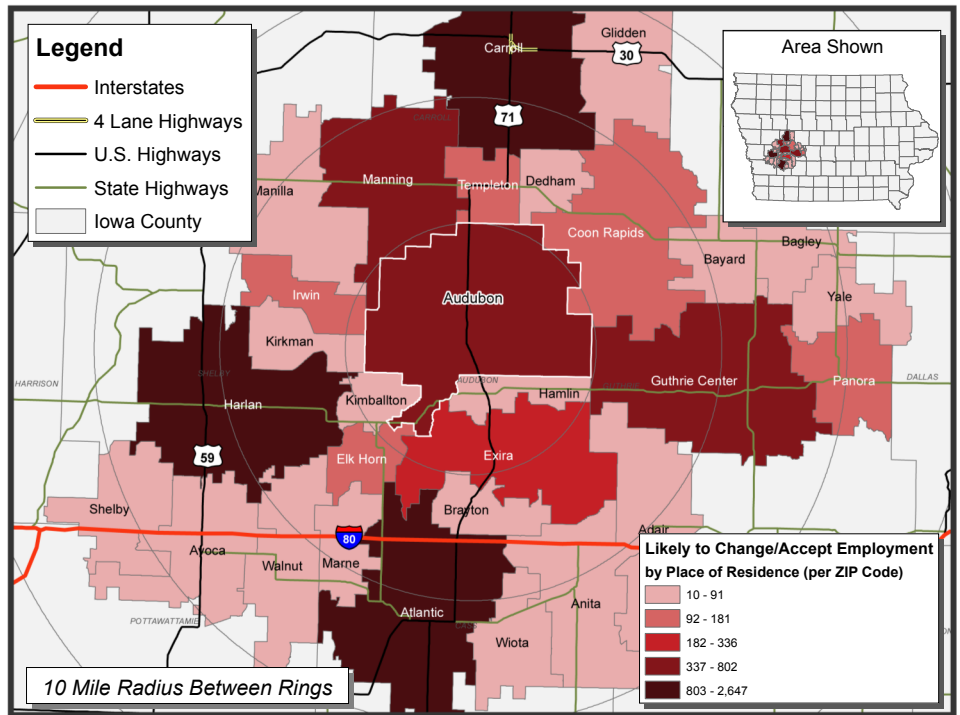
Those who are likely to change/accept employment in the Audubon County Laborshed area are willing to commute an average of 27 miles one-way for employment opportunities.

The out commute for Audubon is estimated at 32.2 percent—approximately 472 people living in Audubon work in other communities.

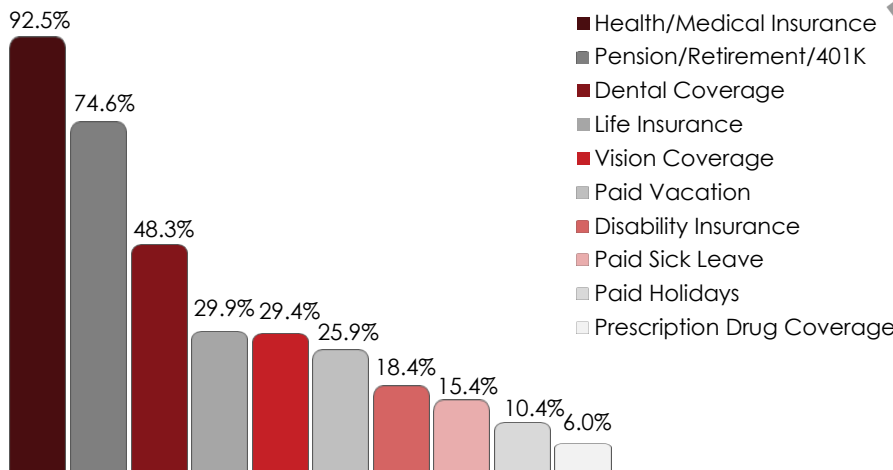
Most of those who are out commuting are working in Atlantic or Carroll.

Nearly one-fourth (24.1%) of out commuters are likely to change employment (approximately 114 people).

## CONCENTRATION OF THOSE LIKELY TO CHANGE/ACCEPT EMPLOYMENT IN AUDUBON



## TOP CURRENT BENEFITS OF THE FULL-TIME EMPLOYED



The survey provides the respondents an opportunity to identify employment benefits they currently are offered. The chart at left provides the percentage of responses from those that are currently employed full-time.

The majority (69.6%) of these respondents state they are currently sharing the cost of health/medical insurance premiums with their employer. However, 16.7 percent indicate their employer pays the entire cost of insurance premiums.

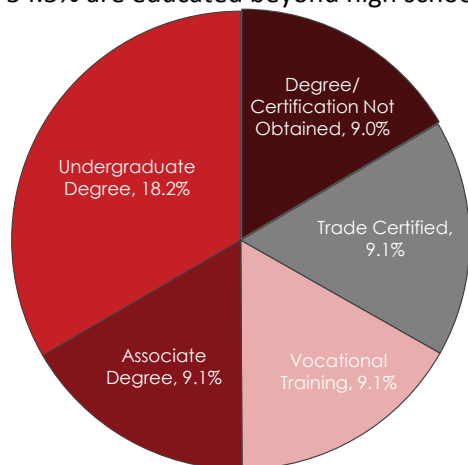
## EDUCATION LEVELS AND MEDIAN WAGES BY INDUSTRY



	Education			Median Wages	
	Some Level Beyond High School	Associate Degree	Undergraduate Degree or Higher	Annual Salary	Hourly Wage
<b>All Employed</b>	<b>77.8%</b>	<b>21.9%</b>	<b>27.0%</b>	<b>\$60,000</b>	<b>\$15.00</b>
Agriculture, Forestry & Mining	62.5%	20.0%	10.0%	\$40,000	\$14.25
Construction	71.4%	14.3%	7.1%	**	\$18.50
Education	91.5%	16.9%	55.9%	\$50,000	\$11.90
Entertainment & Recreation	**	**	**	**	**
Finance, Insurance & Real Estate	86.4%	22.7%	40.9%	\$55,000	\$15.00
Healthcare & Social Services	82.9%	29.3%	28.0%	\$65,000	\$16.00
Manufacturing	60.7%	10.7%	10.7%	\$76,000	\$17.75
Personal Services	65.4%	11.5%	15.3%	\$25,000	\$12.00
Professional Services	85.7%	21.4%	50.0%	**	\$18.50
Public Administration & Government	92.0%	44.0%	28.0%	\$60,000	\$18.00
Transportation, Communication & Utilities	72.7%	22.7%	4.5%	\$78,000	\$15.10
Wholesale & Retail Trade	66.7%	12.3%	21.1%	\$52,500	\$12.20

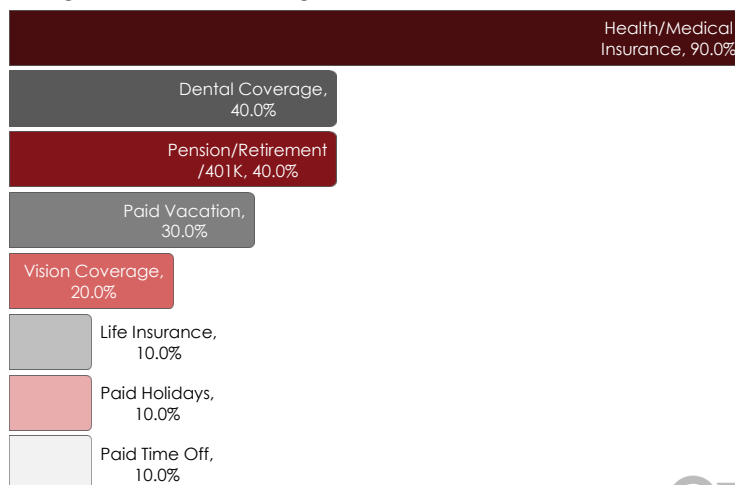
## UNEMPLOYED - LIKELY TO ACCEPT EMPLOYMENT

- 80.0% are actively seeking employment
- An estimated 551 unemployed individuals are likely to accept employment in Audubon.
- Average age is 44 years old
- 63.6% are female; 36.4% are male
- **Education:**
  - 54.5% are educated beyond high school



- **Wages:**
  - \$12.20/hr - to attract 66% of applicants
  - \$14.00/hr - to attract 75% of applicants
  - \$10.00/hr - lowest median wage willing to accept
- Willing to commute an average of 28 miles one way for the right opportunity
- 81.8% expressed interest in seasonal and 72.7% in temporary employment opportunities
- 50.0% expressed interest in working varied shifts

## DESIRED BENEFITS

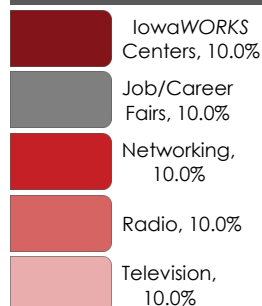


## TOP UNEMPLOYED JOB SEARCH RESOURCES




Atlantic News-Telegraph    Daily Times Herald-Carroll    Newspapers, 70.0%  
Bulletin Review-Denison

www.iowajobs.org    Internet, 50.0%



## SPONSORED IN PARTNERSHIP WITH:



## FOR MORE INFORMATION REGARDING THE AUDUBON COUNTY LABORSHED ANALYSIS, CONTACT:

**Midwest Partnership EDC**  
Adair, Audubon, Greene, & Guthrie Counties  
P.O. Box 537; 615 S Division St.  
Stuart, Iowa 50250  
Phone: 515-523-1262  
Fax: 515-523-1397  
Email: info@midwestpartnership.com

**Audubon County Economic Development Corporation**  
800 Market St  
Audubon, IA 50025  
Phone: 712-563-2742  
Fax: 712-563-2537  
E-mail: aced@iowatelecom.net