

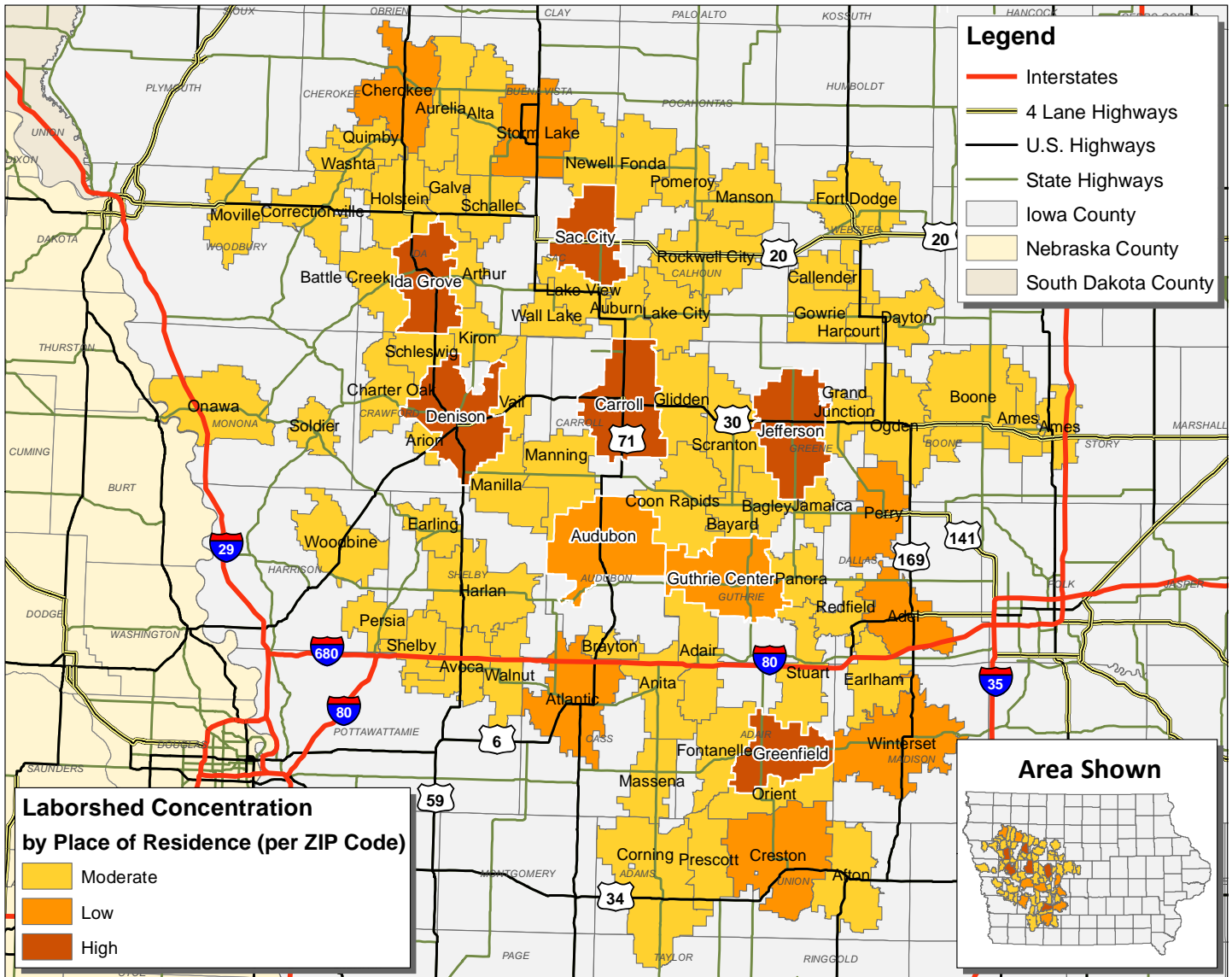
# LABOR CHARACTERISTICS

## ADVANCED MANUFACTURING



### WESTERN IOWA ADVANTAGE REGIONAL LABORSHED AREA

#### CONCENTRATION OF RESPONDENTS WITHIN THE LABORSHED AREA WITH TRANSFERABLE EXPERIENCE/SKILLS BY PLACE OF RESIDENCE



Workers who have transferable experience/skills in the industry are currently commuting an average of 12 miles one way for work. Those who are likely to change/accept employment are willing to commute an average of 26 miles one way for the right employment opportunity.

**FOR MORE INFORMATION REGARDING THE WESTERN IOWA ADVANTAGE REGIONAL LABORSHED, CONTACT:**



Rick Hunsaker, Executive Director  
 Region XII Development Corporation, Inc.  
 1009 East Anthony Street, P.O. Box 768  
 Carroll, IA 51401  
 Phone: 712-792-9914  
 Fax: 712-792-1751  
 Email: [rhunsaker@region12cog.org](mailto:rhunsaker@region12cog.org)  
[www.region12cog.org](http://www.region12cog.org)  
[www.westerniowaadvantage.com](http://www.westerniowaadvantage.com)

# LABOR CHARACTERISTICS



# ADVANCED MANUFACTURING

## ESTIMATED AVAILABLE LABOR PER OCCUPATIONAL CATEGORY:

### BUSINESS OPERATIONS:

- Managers - 3,757
- Accountants & Auditors - 1,185
- Bookkeeping & Accounting Clerks - 3,460
- Customer Service Representatives - 1,779
- Human Resources Assistants - 196
- Inspectors, Testers, Sorters, Samplers, & Weighers - 1,087
- Office & Administrative Support Workers, All Other - 1,483
- Purchasing Agents - 592
- Recruitment & Placement Specialists - 692
- Sales Representatives - 96
- Secretaries - 6,327
- Shipping & Receiving Clerks - 791

### PRODUCTION:

- Managers - 93
- Supervisors - 2,175
- Assemblers & Fabricators - 1,680
- Coating, Painting, & Spraying Machine Operators - 298
- Cutting, Punching, & Press Machine Operators - 100
- Electrical & Electronic Engineering Technicians - 195
- Electrical & Electronic Equipment Assemblers - 198
- Electrical & Electronics Repairers - 97
- Electrical Engineers - 194
- Electricians - 295
- Engineering Technicians, All Other - 393
- Engineers, All Other - 593
- Farm Labor Contractors - 94
- Forklift Operators - 299
- Foundry Mold & Coremakers - 296
- Machinists - 395
- Materials Scientists - 95
- Metal Workers & Plastic Workers, All Other - 200
- Millwrights - 99
- Mixing & Blending Machine Operators - 202
- Molders, Shapers, & Casters - 103
- Molding, Coremaking, & Casting Machine Operators - 199
- Multiple Machine Tool Setters & Operators - 396
- Painters, Construction & Maintenance - 394
- Print Binding & Finishing Workers - 102
- Printing Press Operators - 201
- Production Workers, All Other - 3,954
- Sheet Metal Workers - 197
- Tool & Die Makers - 101
- Water & Liquid Waste Treatment Plant & System Operators - 297
- Welders & Solderers - 1,186

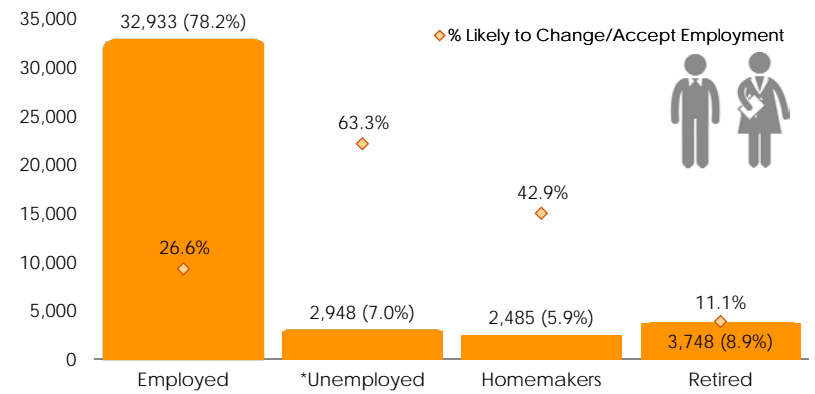
### MATERIAL MOVERS:

- Supervisors - 104
- Material Movers, Hand - 1,681
- Mobile Heavy Equipment Mechanics - 98

### MATERIAL MOVERS:

- Transportation Workers, All Other - 203
- Truck Drivers, Heavy & Tractor-Trailer - 3,065
- Truck Drivers, Light or Delivery Services - 397

## ESTIMATED TOTAL BY EMPLOYMENT STATUS (PERCENTAGE):



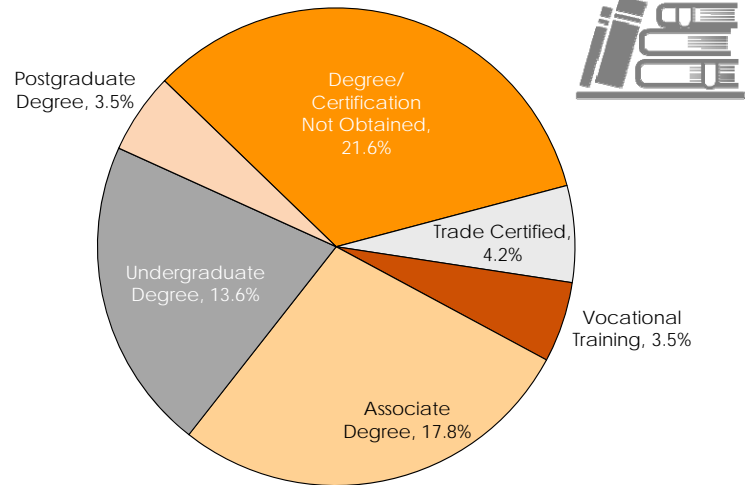
\*Employment status is self-identified by the survey respondent. The unemployment percentage does not reflect the unemployment rate published by the U.S. Bureau of Labor Statistics, which applies a stricter definition.

## EMPLOYMENT STATS:

- 73.3% paid an hourly wage
- 84.0% are/were employed full-time
- 10.8% are/were employed part-time
- 2.8% are/were self employed
- 12.0% hold two or more jobs
- Currently working an average of 43 hours/week

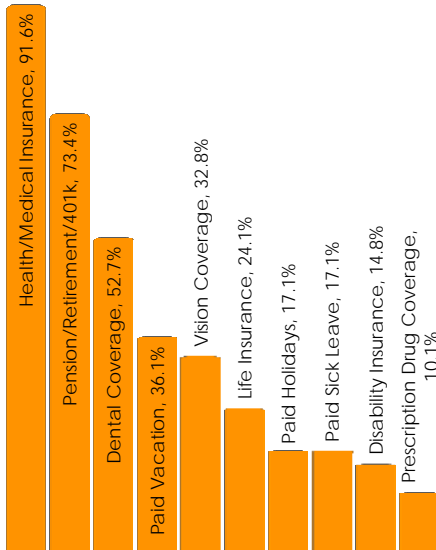
## EDUCATIONAL LEVEL:

(64.2% HAVE AN EDUCATION BEYOND HIGH SCHOOL)

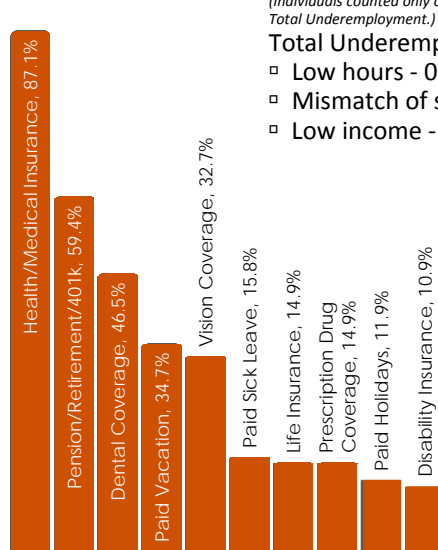


AN ESTIMATED TOTAL OF **42,114** PEOPLE IN THE LABORSHED AREA

## CURRENT BENEFITS:



## DESIRED BENEFITS:



## UNDEREMPLOYMENT:

(Individuals counted only once when estimating Total Underemployment.)

- Total Underemployment - 4.0%
- Low hours - 0.9%
- Mismatch of skills - 3.1%
- Low income - 0.2%

## TOP JOB SEARCH RESOURCES:

(For those seeking employment opportunities, by use.)

- Internet - 53.0%
  - [www.indeed.com](http://www.indeed.com)
  - [www.monster.com](http://www.monster.com)
  - [www.iowajobs.org](http://www.iowajobs.org)
- Local/Regional Newspapers - 39.7%
- IowaWORKS Centers - 29.8%
- Networking through friends, family or acquaintances - 13.6%

## WORKPLACE FLEXIBILITY:

(by percent of interest)

- Job teams - 73.6%
- Cross-training - 69.3%
- Job sharing - 40.0%
- Varied shifts - 33.3%
- Seasonal work - 46.5%
- Temporary work - 36.6%



# LABOR CHARACTERISTICS - WAGES

## ADVANCED MANUFACTURING

OCCUPATION	OCCUPATIONAL CODE	MEAN WAGE	ENTRY WAGE	EXPERIENCED WAGE	MEDIAN WAGE	MEAN ANNUAL SALARY
Aircraft Mechanics and Service Technicians	49-3011	\$ 22.99	\$ 18.36	\$ 25.31	\$ 24.05	\$ 47,820
Architectural and Civil Drafters	17-3011	\$ 21.35	\$ 15.62	\$ 24.21	\$ 21.16	\$ 44,404
Architectural and Engineering Managers	11-9041	\$ 53.77	\$ 39.11	\$ 61.09	\$ 53.46	\$ 111,833
Assemblers and Fabricators, All Other	51-2099	\$ 13.62	\$ 10.22	\$ 15.32	\$ 13.68	\$ 28,333
Coating, Painting, and Spraying Machine Setters, Operators, and Tenders	51-9121	\$ 14.33	\$ 12.35	\$ 15.32	\$ 13.96	\$ 29,808
Computer Numerically Controlled Machine Tool Programmers, Metal and Plastic	51-4012	\$ 22.19	\$ 17.28	\$ 24.64	\$ 22.72	\$ 46,147
Computer Operators	43-9011	\$ 19.26	\$ 12.58	\$ 22.61	\$ 18.82	\$ 40,068
Computer-Controlled Machine Tool Operators, Metal and Plastic	51-4011	\$ 14.72	\$ 12.15	\$ 16.01	\$ 14.62	\$ 30,621
Control and Valve Installers and Repairers, Except Mechanical Door	49-9012	\$ 22.20	\$ 18.07	\$ 24.26	\$ 22.14	\$ 46,169
Crushing, Grinding, and Polishing Machine Setters, Operators, and Tenders	51-9021	\$ 17.45	\$ 13.00	\$ 19.67	\$ 18.18	\$ 36,293
Cutting, Punching, and Press Machine Setters, Operators, and Tenders, Metal and Plastic	51-4031	\$ 15.54	\$ 12.65	\$ 16.99	\$ 15.60	\$ 32,330
Electrical and Electronic Equipment Assemblers	51-2022	\$ 14.06	\$ 10.05	\$ 16.07	\$ 13.72	\$ 29,252
Electrical and Electronics Engineering Technicians	17-3023	\$ 22.96	\$ 17.12	\$ 25.88	\$ 21.14	\$ 47,763
Electrical and Electronics Repairers, Commercial and Industrial Equipment	49-2094	\$ 27.23	\$ 19.31	\$ 31.18	\$ 24.99	\$ 56,629
Electrical Engineers	17-2071	\$ 35.16	\$ 28.51	\$ 38.48	\$ 34.48	\$ 73,133
Electricians	47-2111	\$ 20.94	\$ 15.64	\$ 23.60	\$ 20.53	\$ 43,563
Engineering Technicians, Except Drafters, All Other	17-3029	\$ 22.90	\$ 16.79	\$ 25.96	\$ 22.11	\$ 47,637
First-Line Supervisors of Production and Operating Workers	51-1011	\$ 24.23	\$ 16.41	\$ 28.14	\$ 22.55	\$ 50,400
First-Line Supervisors of Transportation and Material-Moving Machinery	53-1031	\$ 27.88	\$ 18.45	\$ 32.59	\$ 27.83	\$ 57,987
Furnace, Kiln, Oven, Drier, and Kettle Operators and Tenders	51-9051	\$ 14.63	\$ 13.21	\$ 15.35	\$ 13.97	\$ 30,438
General and Operations Managers	11-1021	\$ 45.77	\$ 18.18	\$ 59.56	\$ 33.50	\$ 95,200
Health and Safety Engineers, Except Mining Safety Engineers and Inspectors	17-2111	\$ 30.73	\$ 25.37	\$ 33.41	\$ 32.67	\$ 63,924
Heavy and Tractor-Trailer Truck Drivers	53-3032	\$ 20.54	\$ 13.87	\$ 23.87	\$ 19.14	\$ 42,721
Helpers--Production Workers	51-9198	\$ 11.91	\$ 9.63	\$ 13.05	\$ 12.01	\$ 24,766
Industrial Engineering Technicians	17-3026	\$ 19.67	\$ 14.13	\$ 22.44	\$ 19.41	\$ 40,914
Industrial Engineers	17-2112	\$ 35.38	\$ 24.22	\$ 40.96	\$ 35.01	\$ 73,594
Industrial Machinery Mechanics	49-9041	\$ 19.10	\$ 14.45	\$ 21.42	\$ 18.83	\$ 39,718
Industrial Production Managers	11-3051	\$ 37.26	\$ 23.66	\$ 44.05	\$ 35.85	\$ 77,493
Industrial Truck and Tractor Operators	53-7051	\$ 15.26	\$ 11.38	\$ 17.19	\$ 14.56	\$ 31,731
Inspectors, Testers, Sorters, Samplers, and Weighers	51-9061	\$ 16.06	\$ 11.91	\$ 18.14	\$ 14.64	\$ 33,408
Laborers and Freight, Stock, and Material Movers, Hand	53-7062	\$ 13.27	\$ 9.89	\$ 14.97	\$ 13.05	\$ 27,611
Light Truck or Delivery Services Drivers	53-3033	\$ 14.28	\$ 8.99	\$ 16.92	\$ 12.96	\$ 29,697
Machinists	51-4041	\$ 15.97	\$ 10.58	\$ 18.66	\$ 16.26	\$ 33,215
Maintenance Workers, Machinery	49-9043	\$ 17.29	\$ 13.39	\$ 19.24	\$ 16.96	\$ 35,959
Mechanical Drafters	17-3013	\$ 20.01	\$ 15.49	\$ 22.28	\$ 17.83	\$ 41,627
Mechanical Engineers	17-2141	\$ 33.02	\$ 24.90	\$ 37.08	\$ 30.98	\$ 68,677
Millwrights	49-9044	\$ 20.10	\$ 15.57	\$ 22.36	\$ 19.71	\$ 41,801
Mixing and Blending Machine Setters, Operators, and Tenders	51-9023	\$ 16.65	\$ 12.59	\$ 18.68	\$ 16.48	\$ 34,632
Molders, Shapers, and Casters, Except Metal and Plastic	51-9195	\$ 12.73	\$ 10.31	\$ 13.94	\$ 11.55	\$ 26,478
Molding, Coremaking, and Casting Machine Setters, Operators, and Tenders, Metal and Plastic	51-4072	\$ 13.66	\$ 10.11	\$ 15.44	\$ 12.54	\$ 28,416
Multiple Machine Tool Setters, Operators, and Tenders, Metal and Plastic	51-4081	\$ 15.13	\$ 10.82	\$ 17.28	\$ 15.75	\$ 31,467
Production Workers, All Other	51-9199	\$ 11.11	\$ 7.98	\$ 12.67	\$ 9.17	\$ 23,100
Sheet Metal Workers	47-2211	\$ 26.22	\$ 16.61	\$ 31.03	\$ 27.77	\$ 54,547
Shipping, Receiving, and Traffic Clerks	43-5071	\$ 14.54	\$ 10.34	\$ 16.64	\$ 13.73	\$ 30,248
Surveying and Mapping Technicians	17-3031	\$ 23.54	\$ 20.49	\$ 25.06	\$ 22.52	\$ 48,960
Team Assemblers	51-2092	\$ 14.12	\$ 10.15	\$ 16.11	\$ 13.63	\$ 29,369
Tool and Die Makers	51-4111	\$ 25.15	\$ 18.32	\$ 28.57	\$ 24.94	\$ 52,316
Tool Grinders, Filers, and Sharpeners	51-4194	\$ 15.31	\$ 13.00	\$ 16.47	\$ 15.65	\$ 31,850
Training and Development Managers	11-3131	\$ 39.02	\$ 22.78	\$ 47.13	\$ 35.34	\$ 81,155
Water and Wastewater Treatment Plant and System Operators	51-8031	\$ 18.39	\$ 13.14	\$ 21.01	\$ 18.49	\$ 38,250
Weighers, Measurers, Checkers, and Samplers, Recordkeeping	43-5111	\$ 15.57	\$ 9.75	\$ 18.47	\$ 13.44	\$ 32,377
Welders, Cutters, Solderers, and Brazers	51-4121	\$ 17.55	\$ 13.29	\$ 19.67	\$ 17.00	\$ 36,496
Welding, Soldering, and Brazing Machine Setters, Operators, and Tenders	51-4122	\$ 19.01	\$ 13.98	\$ 21.53	\$ 17.78	\$ 39,544

The 2015 Iowa Wage data for the Western Iowa Advantage Regional Laborshed area was produced by the Labor Force & Occupational Analysis Bureau to provide communities local information on wages by occupation. The source of the wage and employment data is based on the May 2014 OES estimates. Additional occupational data can be found at <https://www.iowaworkforcedevelopment.gov/occupational-employment-and-wages>.