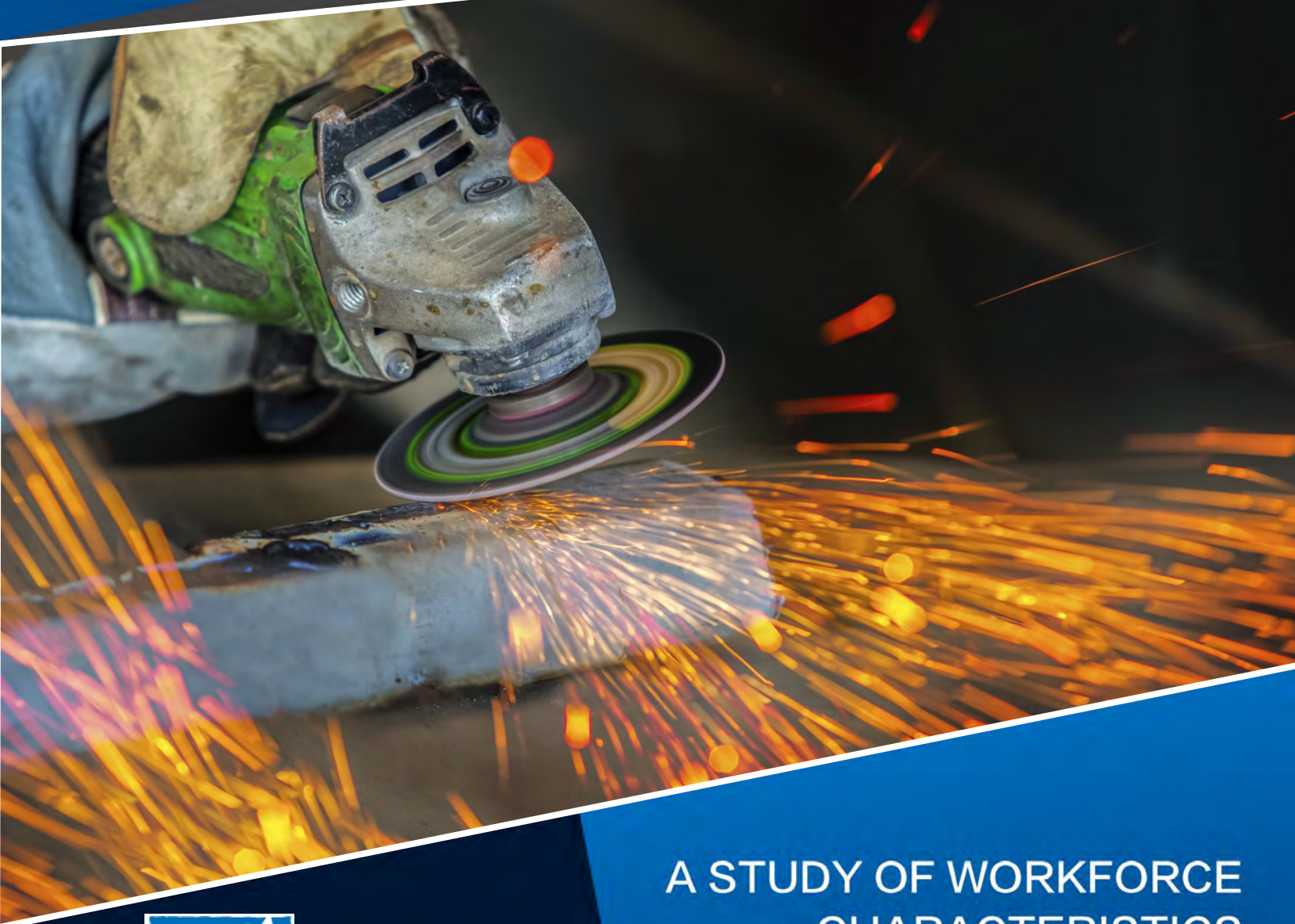


# IDA COUNTY, IOWA LABORSHED ANALYSIS



A STUDY OF WORKFORCE  
CHARACTERISTICS

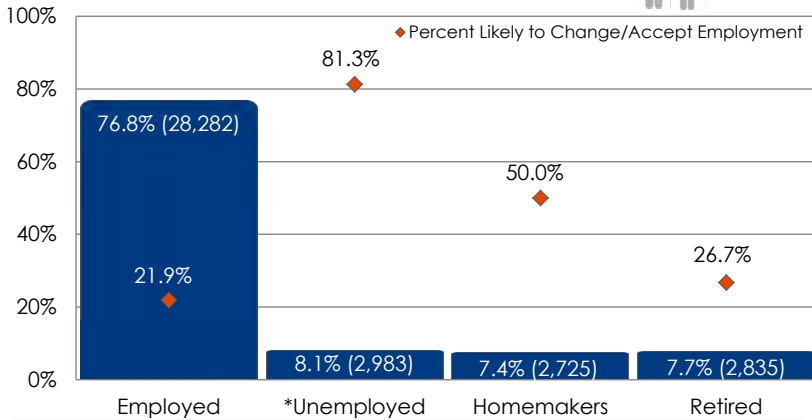


2016

# IDA COUNTY LABORSHED ANALYSIS

A Laborshed is the area or region from which an employment center draws its commuting workers. To determine the approximate boundaries of a Laborshed area, local employers supply the residential ZIP codes of each of their employees. This Laborshed analysis addresses the workforce characteristics of the Ida County Laborshed area.

## EMPLOYMENT STATUS (ESTIMATED TOTAL)\*



\*Employment status is self-identified by the survey respondent. The unemployment percentage above does not reflect the unemployment rate published by the U.S. Bureau of Labor Statistics, which applies a stricter definition.

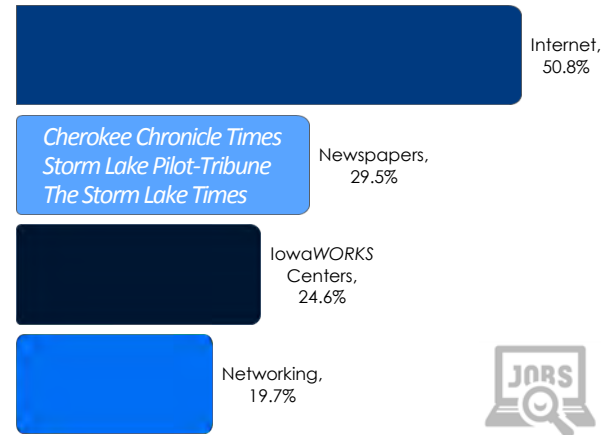
Estimated Population 18-64: 36,825 (entire Laborshed area)

Estimated Number of Individuals Very Likely or Somewhat Likely to Change or Accept Employment in Ida Grove (7,020):

- 6,027 Employed
- 304 Unemployed
- 342 Homemakers
- 347 Retired

## EMPLOYED - LIKELY TO CHANGE EMPLOYMENT

- Median wages: \$14.50/hr & \$50,000/yr
- 21.5% are actively seeking new employment
- 19.0% are working multiple jobs
- Currently working an average of 40 hrs/week
- 36.8% currently working within the production, construction & material handling occupational category followed by 19.3% within each of the clerical and professional, paraprofessional & technical occupational categories
- Most frequently identified job search resources:



## UNDEREMPLOYMENT



	Underemployment	
	% Underemployed	Estimated Underemployed
Inadequate Hours	0.7%	42
Mismatch of Skills	1.7%	102
Low Income	0.7%	42
<b>+Total Underemployment</b>	<b>3.0%</b>	<b>181</b>

\*Individuals may be underemployed for more than one reason, but are counted only once for total estimated underemployment.

## EMPLOYMENT LEVELS AND STATUS BY INDUSTRY



Industry	Industry % of Employed	Estimated # of Employed	% Employed within the Industry	% Likely to Change Employment	% Unemployed* within the Industry
Manufacturing	19.2%	5,430	76.6%	31.5%	15.6%
Healthcare & Social Services	16.9%	4,780	80.0%	21.6%	3.1%
Education	11.4%	3,224	76.1%	11.8%	4.3%
Wholesale & Retail Trade	11.4%	3,224	66.0%	28.6%	17.0%
Agriculture, Forestry & Mining	10.4%	2,941	94.1%	3.1%	2.9%
Personal Services	6.8%	1,923	77.8%	23.8%	3.7%
Public Administration & Government	6.2%	1,753	79.2%	22.2%	0.0%
Transportation, Communication & Utilities	5.5%	1,555	89.5%	18.8%	10.5%
Finance, Insurance & Real Estate	5.2%	1,471	84.2%	12.5%	0.0%
Construction	3.9%	1,103	80.0%	33.3%	6.7%
Professional Services	3.1%	877	55.6%	50.0%	5.6%

Survey respondents from the Ida County Laborshed area were asked to identify the industry in which they are currently working. The largest concentration of workers are employed in the manufacturing industry.

## COMMUTING STATISTICS



The map at the right represents the concentration of those who are likely to commute into Ida Grove from their home ZIP for an employment opportunity.

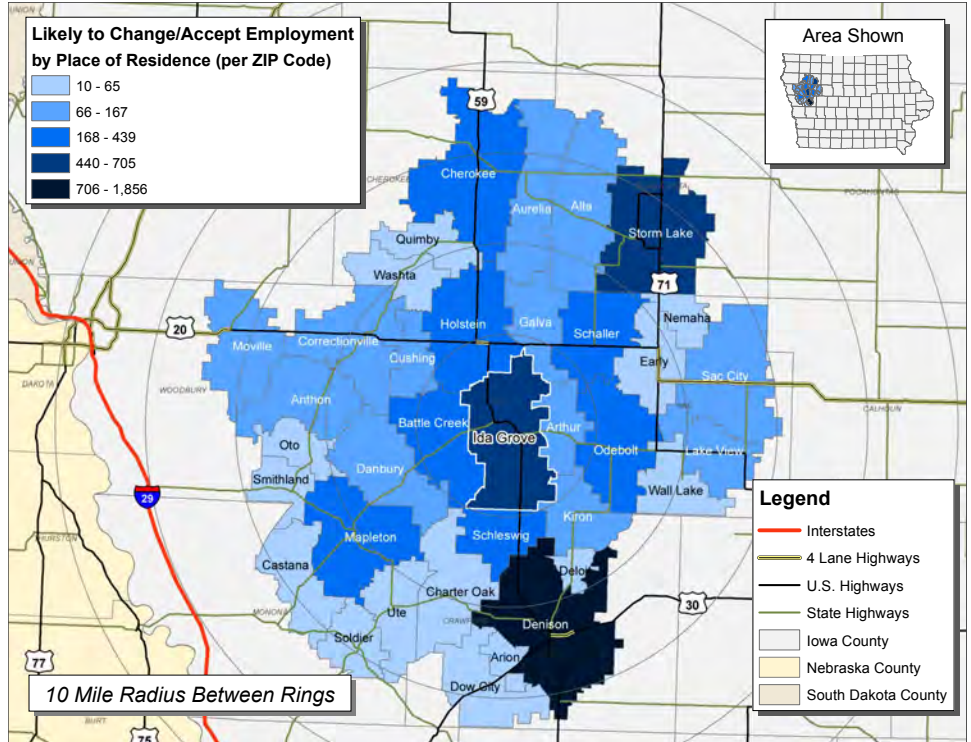
Those who are likely to change/accept employment in the Ida County Laborshed area are willing to commute an average of 24 miles one-way for employment opportunities.

The out commute for Ida Grove is estimated at 22.0 percent - approximately 263 people living in Ida Grove work in other communities.

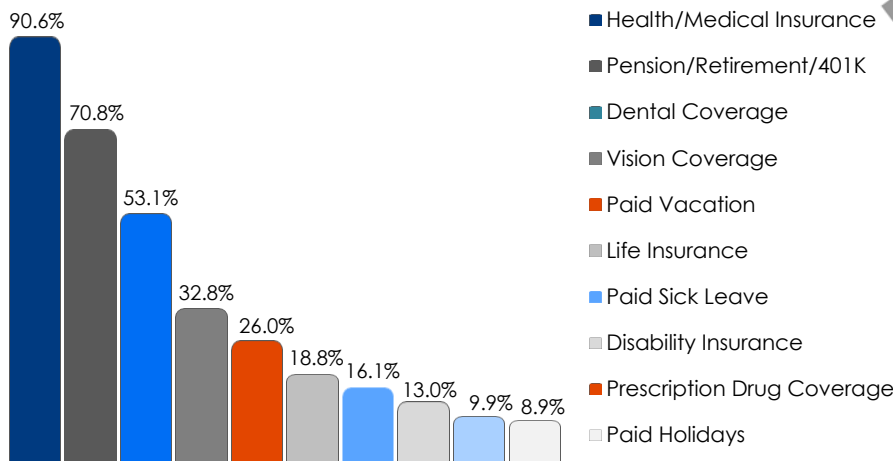
Most of those who are out commuting are working in Holstein, Storm Lake, Battle Creek or Odebolt.

Over one-tenth (10.5%) of out commuters are likely to change employment (approximately 28 people).

## CONCENTRATION OF THOSE LIKELY TO CHANGE/ACCEPT EMPLOYMENT IN IDA GROVE



## TOP CURRENT BENEFITS OF THE FULL-TIME EMPLOYED



The survey provides the respondents an opportunity to identify employment benefits they currently are offered. The chart at left provides the percentage of responses from those that are currently employed full-time.

The majority (67.4%) of these respondents state they are currently sharing the cost of health/medical insurance premiums with their employer. However, 17.1 percent indicate their employer pays the entire cost of insurance premiums.

## EDUCATION LEVELS AND MEDIAN WAGES BY INDUSTRY



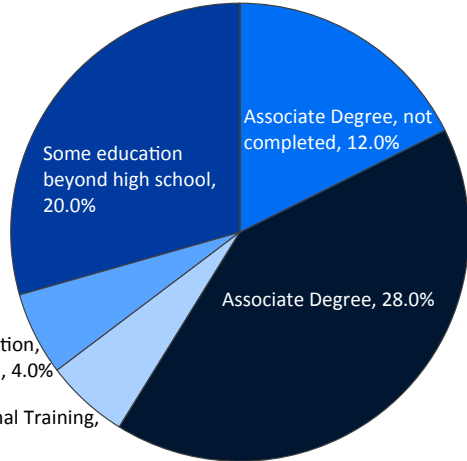
	Education			Median Wages	
	Some Level Beyond High School	Associate Degree	Undergraduate Degree or Higher	Annual Salary	Hourly Wage
<b>All Employed</b>	<b>69.2%</b>	<b>17.9%</b>	<b>24.0%</b>	<b>\$55,000</b>	<b>\$15.00</b>
Agriculture, Forestry & Mining	70.6%	11.8%	20.5%	**	**
Construction	53.3%	20.0%	0.0%	**	\$17.50
Education	91.1%	6.7%	57.7%	\$46,000	\$11.79
Entertainment & Recreation	**	**	**	**	**
Finance, Insurance & Real Estate	68.4%	15.8%	31.6%	\$40,000	\$14.50
Healthcare & Social Services	76.2%	27.0%	23.8%	\$64,000	\$15.75
Manufacturing	55.3%	19.7%	13.1%	\$61,000	\$15.25
Personal Services	51.9%	11.1%	25.9%	\$30,000	\$11.75
Professional Services	61.1%	11.1%	22.2%	**	\$10.50
Public Administration & Government	70.8%	20.8%	25.0%	\$85,000	\$19.91
Transportation, Communication & Utilities	63.2%	10.5%	15.8%	**	\$22.50
Wholesale & Retail Trade	58.5%	24.5%	9.4%	\$42,500	\$10.00

The education and wage data by industry within the above table includes all respondents without consideration of employment status or willingness to change/enter employment.

\*\*Insufficient survey data/refused

## UNEMPLOYED - LIKELY TO ACCEPT EMPLOYMENT

- 69.2% are actively seeking employment
- An estimated 304 unemployed individuals are likely to accept employment in Ida Grove.
- Average age is 44 years old
- 57.7% are male; 42.3% are female
- **Education:**
  - 68.0% are educated beyond high school

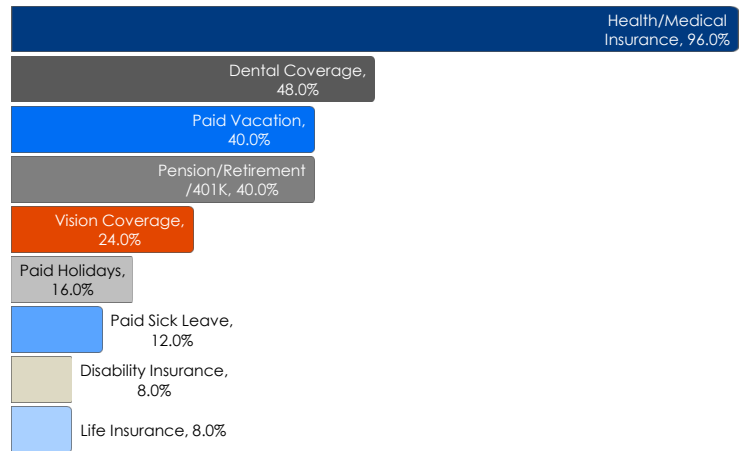


Trade Certification, not completed, 4.0%

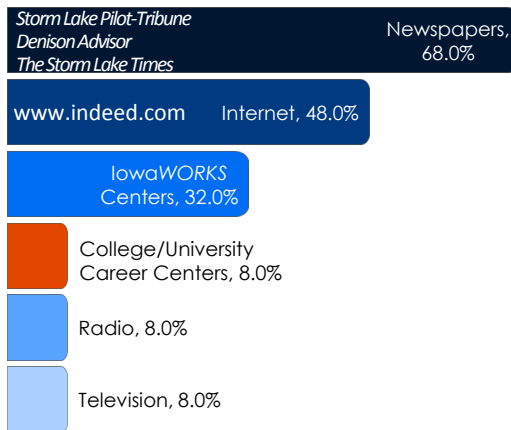
Vocational Training, 4.0%

- **Wages:**
  - \$13.00/hr - to attract 66% of applicants
  - \$14.00/hr - to attract 75% of applicants
  - \$12.00/hr - lowest median wage willing to accept
- Willing to commute an average of 26 miles one way for the right opportunity
- 69.2% expressed interest in seasonal and 61.5% in temporary employment opportunities
- 46.2% expressed interest in working varied shifts

## DESIRED BENEFITS



## TOP UNEMPLOYED JOB SEARCH RESOURCES



## SPONSORED IN PART-



FOR MORE INFORMATION REGARDING THE IDA COUNTY LABORSHED ANALYSIS, CONTACT:

**Rita Frahm, President**  
**Ida County Economic Development**  
 200 Moorehead Avenue  
 Ida Grove, IA 51445  
 Phone: 712-371-9438  
 Fax: 712-364-2549  
 Email: rfracm@firststbk.com



Data compiled and analyzed by:  
 Iowa Workforce Development  
 Labor Market Information Division  
 1000 E. Grand Avenue, Des Moines, Iowa 50319  
 Phone: (515) 281-7505 | Email: laborshed.studies@iwd.iowa.gov  
 www.iowalmi.gov