

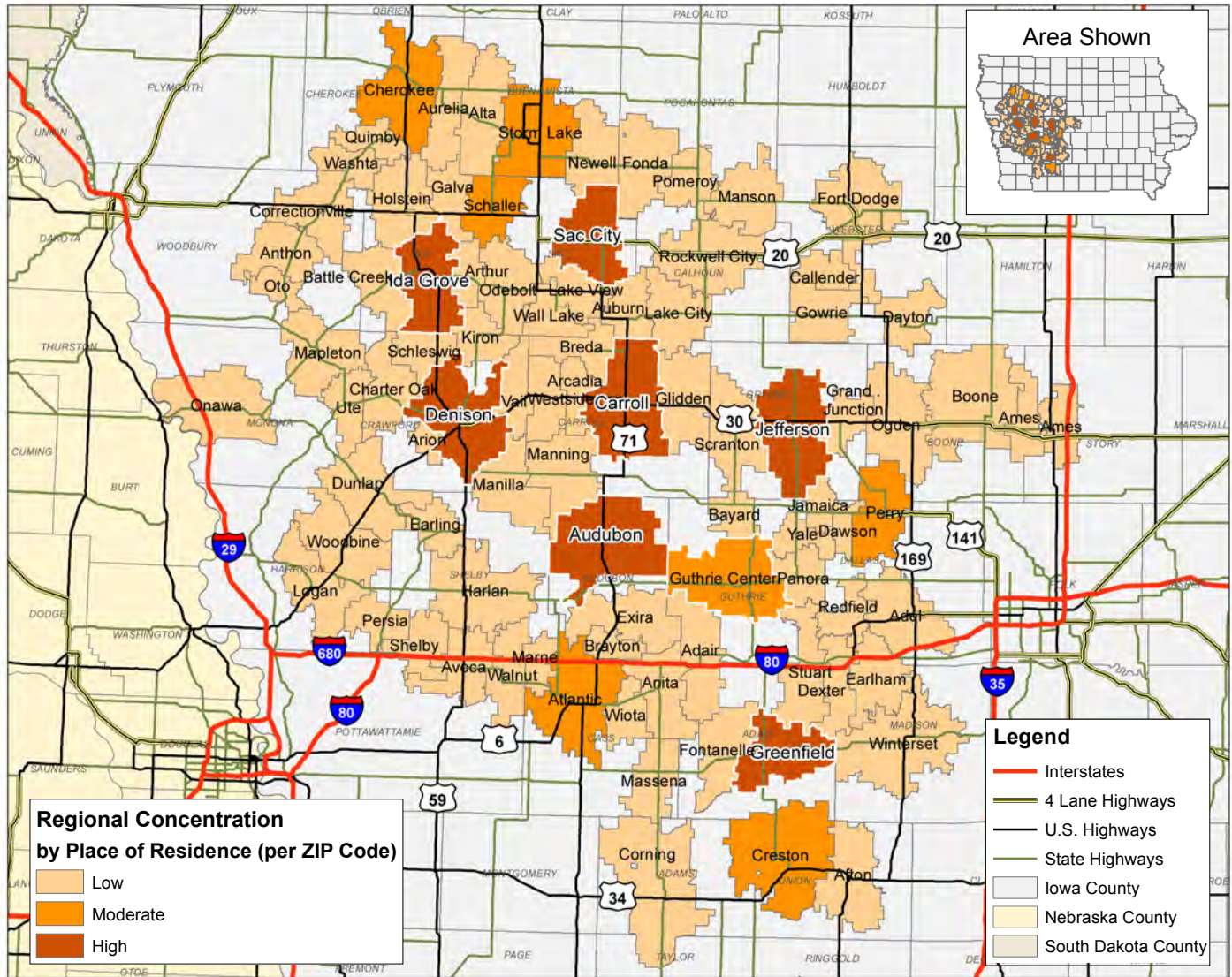
LABOR CHARACTERISTICS

FOOD PROCESSING



WESTERN IOWA ADVANTAGE REGIONAL LABORSHED AREA

CONCENTRATION OF RESPONDENTS WITHIN THE LABORSHED AREA WITH TRANSFERABLE EXPERIENCE/SKILLS BY PLACE OF RESIDENCE



Workers who have transferable experience/skills in the industry are currently commuting an average of 12 miles one way for work. Those who are likely to change/accept employment are willing to commute an average of 26 miles one way for the right employment opportunity.

FOR MORE INFORMATION REGARDING THE «LABORSHED AREA» LABORSHED, CONTACT:

Rick Hunsaker, Executive Director
 Region XII Development Corporation, Inc.
 1009 East Anthony Street, P.O. Box 768
 Carroll, IA 51401
 Phone: 712-792-9914
 Fax: 712-792-1751
 Email: rhunsaker@region12cog.org
www.region12cog.org
www.westerniowaadvantage.com



LABOR CHARACTERISTICS



FOOD PROCESSING

ESTIMATED AVAILABLE LABOR PER OCCUPATIONAL CATEGORY:

BUSINESS OPERATIONS:

- Managers - 2,174
- Supervisors - 393
- Accountants & Auditors - 1,187
- Clerks - 9,299
- Sales Reps - 880
- Secretaries - 6,292

PRODUCTION:

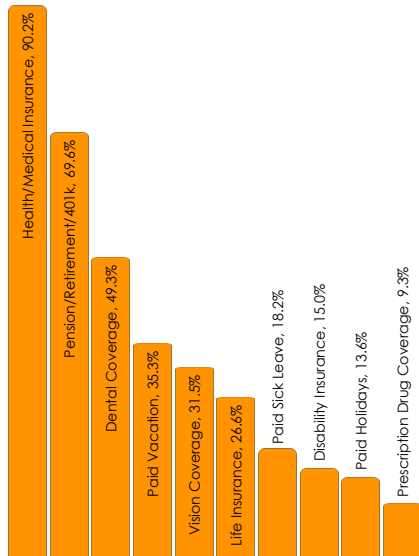
- Managers - 95
- Supervisors - 2,769
- Agricultural Engineers - 94
- Agricultural & Food Science Techs - 294
- Agricultural Inspectors - 98
- Agricultural Workers, All Other - 689
- Bakers - 298
- Butchers & Meat Cutters - 190
- Cleaning, Washing & Metal Pickling Equipment Operators - 101
- Cooling & Freezing Equipment Operators - 90
- Dietetic Techs - 492
- Dietitians & Nutritionists - 194
- Electrical & Electronics Repairers - 100
- Environmental Science & Protection Techs - 97
- Environmental Scientists & Specialists - 96
- Farmworkers & Laborers - 93
- Food Batchmakers - 91
- Inspectors - 693
- Installation, Maintenance & Repair Workers - 1,680
- Licensed Practical & Vocational Nurses - 690
- Meat, Poultry & Fish Cutters - 592
- Medical & Clinical Laboratory Technologists & Technicians - 885
- Millwrights - 92
- Mixing & Blending Machine Operators - 198
- Packaging & Filling Machine Operators - 292
- Production Workers, All Other - 3,962
- Registered Nurses - 7,387
- Water & Liquid Waste Treatment Plant & System Operators - 300
- Weighers, Measurers, Checkers & Samplers - 390

MATERIAL MOVERS:

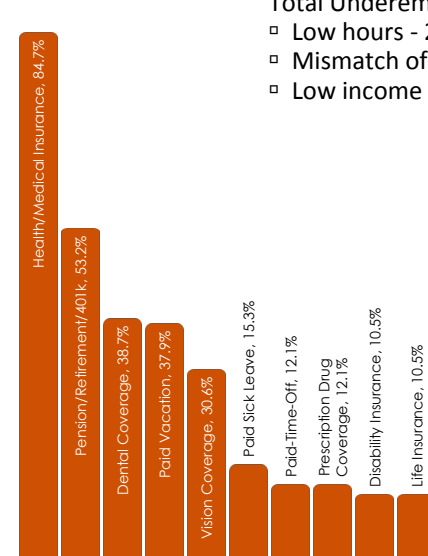
- Managers - 400
- Supervisors - 97
- Forklift Operators - 292
- Heavy Truck Drivers - 3,073
- Laborers & Material Movers, Hand - 1,684
- Light Truck Drivers - 391
- Packers & Packagers, Hand - 402

AN ESTIMATED TOTAL OF **49,606** PEOPLE IN THE LABORSHED AREA

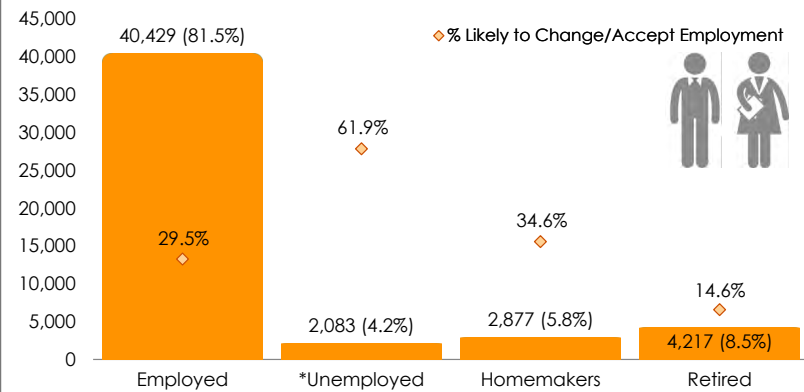
CURRENT BENEFITS:



DESIRED BENEFITS:



ESTIMATED TOTAL BY EMPLOYMENT STATUS (PERCENTAGE):



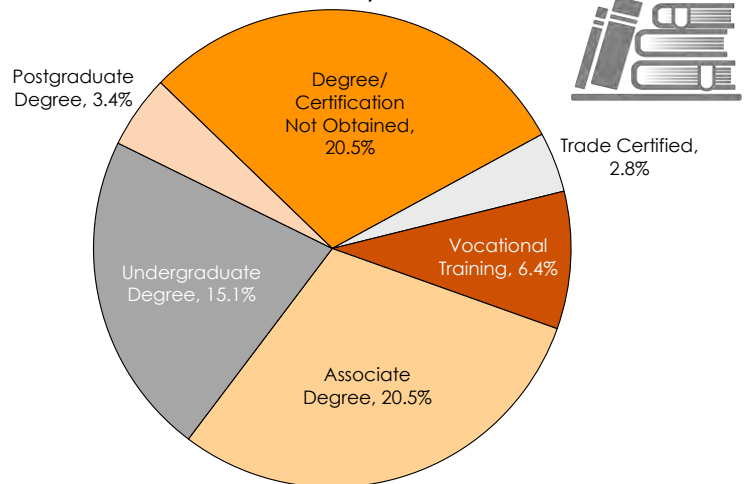
*Employment status is self-identified by the survey respondent. The unemployment percentage does not reflect the unemployment rate published by the U.S. Bureau of Labor Statistics, which applies a stricter definition.

EMPLOYMENT STATS:

- 73.8% paid an hourly wage
- 80.5% are/were employed full-time
- 15.5% are/were employed part-time
- 10.8% hold two or more jobs
- Currently working an average of 42 hours/week

EDUCATIONAL LEVEL:

(68.7% HAVE AN EDUCATION BEYOND HIGH SCHOOL)



UNDEREMPLOYMENT:

(Individuals counted only once when estimating Total Underemployment.)

- Total Underemployment - 5.4%
- Low hours - 2.4%
- Mismatch of skills - 3.4%
- Low income - 0.2%

TOP JOB SEARCH RESOURCES:

(For those seeking employment opportunities, by use.)

- Internet - 56.0%
 - www.iowajobs.org
 - www.indeed.com
 - www.monster.com
- Newspapers - 43.5%
 - *Daily Times Herald* - Carroll
 - *The Des Moines Register*
 - *The Sac Sun*
- IowaWORKS Centers - 24.1%
- Networking - 11.8%

WORKPLACE FLEXIBILITY:

(by percent of interest)

- Job Teams - 76.1%
- Cross Training - 73.0%
- Varied Shifts - 40.4%
- Job Sharing - 38.1%
- Seasonal - 44.4%
- Temporary - 33.1%



LABOR CHARACTERISTICS - WAGES

FOOD PROCESSING



OCCUPATION	OCCUPATIONAL CODE	MEAN WAGE	ENTRY WAGE	EXPERIENCED WAGE	MEDIAN WAGE	MEAN ANNUAL SALARY
Accountants and Auditors	13-2011	\$ 28.51	\$ 18.84	\$ 33.34	\$ 26.07	\$ 59,299
Agricultural and Food Science Technicians	19-4011	\$ 13.96	\$ 10.68	\$ 15.59	\$ 12.66	\$ 29,028
Agricultural Equipment Operators	45-2091	\$ 17.33	\$ 12.38	\$ 19.81	\$ 16.24	\$ 36,048
Bakers	51-3011	\$ 12.52	\$ 8.73	\$ 14.42	\$ 11.99	\$ 26,040
Bookkeeping, Accounting, and Auditing Clerks	43-3031	\$ 14.98	\$ 10.27	\$ 17.34	\$ 14.78	\$ 31,166
Butchers and Meat Cutters	51-3021	\$ 12.07	\$ 8.81	\$ 13.70	\$ 11.37	\$ 25,106
Control and Valve Installers and Repairers, Except Mechanical Door	49-9012	\$ 22.20	\$ 18.07	\$ 24.26	\$ 22.14	\$ 46,169
Dietetic Technicians	29-2051	\$ 12.45	\$ 8.23	\$ 14.55	\$ 10.69	\$ 25,891
Dietitians and Nutritionists	29-1031	\$ 26.31	\$ 21.61	\$ 28.67	\$ 26.53	\$ 54,733
Environmental Scientists and Specialists, Including Health	19-2041	\$ 26.81	\$ 18.43	\$ 31.00	\$ 25.76	\$ 55,763
Executive Secretaries and Executive Administrative Assistants	43-6011	\$ 19.23	\$ 13.42	\$ 22.14	\$ 18.38	\$ 40,009
Farmworkers, Farm, Ranch, and Aquacultural Animals	45-2093	\$ 13.50	\$ 10.15	\$ 15.18	\$ 12.06	\$ 28,090
First-Line Supervisors of Farming, Fishing, and Forestry Workers	45-1011	\$ 25.10	\$ 15.76	\$ 29.76	\$ 25.21	\$ 52,202
First-Line Supervisors of Helpers, Laborers, and Material Movers, Hand	53-1021	\$ 24.19	\$ 16.90	\$ 27.84	\$ 24.14	\$ 50,317
First-Line Supervisors of Mechanics, Installers, and Repairers	49-1011	\$ 26.95	\$ 17.53	\$ 31.66	\$ 27.61	\$ 56,054
First-Line Supervisors of Office and Administrative Support Workers	43-1011	\$ 21.76	\$ 14.00	\$ 25.64	\$ 20.37	\$ 45,267
First-Line Supervisors of Production and Operating Workers	51-1011	\$ 24.23	\$ 16.41	\$ 28.14	\$ 22.55	\$ 50,400
First-Line Supervisors of Transportation and Material-Moving Machinery	53-1031	\$ 27.88	\$ 18.45	\$ 32.59	\$ 27.83	\$ 57,987
Food and Tobacco Roasting, Baking, and Drying Machine Operators and Tenders	51-3091	\$ 16.43	\$ 13.04	\$ 18.12	\$ 15.01	\$ 34,168
Food Batchmakers	51-3092	\$ 13.77	\$ 11.41	\$ 14.95	\$ 13.65	\$ 28,644
Food Cooking Machine Operators and Tenders	51-3093	\$ 14.43	\$ 12.27	\$ 15.50	\$ 13.78	\$ 30,008
Food Scientists and Technologists	19-1012	\$ 36.84	\$ 25.99	\$ 42.27	\$ 38.61	\$ 76,627
Furnace, Kiln, Oven, Drier, and Kettle Operators and Tenders	51-9051	\$ 14.63	\$ 13.21	\$ 15.35	\$ 13.97	\$ 30,438
General and Operations Managers	11-1021	\$ 45.77	\$ 18.18	\$ 59.56	\$ 33.50	\$ 95,200
Heavy and Tractor-Trailer Truck Drivers	53-3032	\$ 20.54	\$ 13.87	\$ 23.87	\$ 19.14	\$ 42,721
Helpers--Installation, Maintenance, and Repair Workers	49-9098	\$ 11.36	\$ 8.15	\$ 12.97	\$ 10.84	\$ 23,634
Helpers--Production Workers	51-9198	\$ 11.91	\$ 9.63	\$ 13.05	\$ 12.01	\$ 24,766
Industrial Machinery Mechanics	49-9041	\$ 19.10	\$ 14.45	\$ 21.42	\$ 18.83	\$ 39,718
Industrial Production Managers	11-3051	\$ 37.26	\$ 23.66	\$ 44.05	\$ 35.85	\$ 77,493
Industrial Truck and Tractor Operators	53-7051	\$ 15.26	\$ 11.38	\$ 17.19	\$ 14.56	\$ 31,731
Inspectors, Testers, Sorters, Samplers, and Weighers	51-9061	\$ 16.06	\$ 11.91	\$ 18.14	\$ 14.64	\$ 33,408
Installation, Maintenance, and Repair Workers, All Other	49-9099	\$ 15.31	\$ 10.86	\$ 17.53	\$ 14.05	\$ 31,837
Laborers and Freight, Stock, and Material Movers, Hand	53-7062	\$ 13.27	\$ 9.89	\$ 14.97	\$ 13.05	\$ 27,611
Light Truck or Delivery Services Drivers	53-3033	\$ 14.28	\$ 8.99	\$ 16.92	\$ 12.96	\$ 29,697
Machine Feeders and Offbearers	53-7063	\$ 15.92	\$ 11.74	\$ 18.01	\$ 14.01	\$ 33,111
Maintenance Workers, Machinery	49-9043	\$ 17.29	\$ 13.39	\$ 19.24	\$ 16.96	\$ 35,959
Meat, Poultry, and Fish Cutters and Trimmers	51-3022	\$ 13.72	\$ 12.13	\$ 14.51	\$ 13.60	\$ 28,531
Medical and Clinical Laboratory Technicians	29-2012	\$ 18.65	\$ 12.99	\$ 21.48	\$ 17.88	\$ 38,797
Medical and Clinical Laboratory Technologists	29-2011	\$ 23.94	\$ 18.05	\$ 26.88	\$ 23.64	\$ 49,792
Millwrights	49-9044	\$ 20.10	\$ 15.57	\$ 22.36	\$ 19.71	\$ 41,801
Mixing and Blending Machine Setters, Operators, and Tenders	51-9023	\$ 16.65	\$ 12.59	\$ 18.68	\$ 16.48	\$ 34,632
Office and Administrative Support Workers, All Other	43-9199	\$ 16.77	\$ 11.82	\$ 19.25	\$ 15.21	\$ 34,880
Office Clerks, General	43-9061	\$ 14.66	\$ 10.04	\$ 16.97	\$ 14.28	\$ 30,490
Order Clerks	43-4151	\$ 16.31	\$ 11.77	\$ 18.58	\$ 15.51	\$ 33,924
Packaging and Filling Machine Operators and Tenders	51-9111	\$ 13.87	\$ 11.93	\$ 14.84	\$ 13.57	\$ 28,840
Packers and Packagers, Hand	53-7064	\$ 11.86	\$ 8.19	\$ 13.69	\$ 10.28	\$ 24,663
Production Workers, All Other	51-9199	\$ 11.11	\$ 7.98	\$ 12.67	\$ 9.17	\$ 23,100
Production, Planning, and Expediting Clerks	43-5061	\$ 18.34	\$ 13.33	\$ 20.84	\$ 17.37	\$ 38,146
Registered Nurses	29-1141	\$ 24.54	\$ 19.95	\$ 26.83	\$ 23.56	\$ 51,036
Sales Representatives, Wholesale and Manufacturing, Except Technical and Scientific Products	41-4012	\$ 26.86	\$ 15.32	\$ 32.64	\$ 24.01	\$ 55,878
Sales Representatives, Wholesale and Manufacturing, Technical and Scientific Products	41-4011	\$ 27.59	\$ 14.46	\$ 34.15	\$ 22.41	\$ 57,387
Secretaries and Administrative Assistants, Except Legal, Medical, and Executive	43-6014	\$ 14.18	\$ 9.86	\$ 16.34	\$ 13.72	\$ 29,498
Separating, Filtering, Clarifying, Precipitating, and Still Machine Setters, Operators, and Tenders	51-9012	\$ 17.07	\$ 13.96	\$ 18.62	\$ 16.83	\$ 35,500
Shipping, Receiving, and Traffic Clerks	43-5071	\$ 14.54	\$ 10.34	\$ 16.64	\$ 13.73	\$ 30,248
Slaughterers and Meat Packers	51-3023	\$ 13.03	\$ 10.84	\$ 14.13	\$ 13.16	\$ 27,108
Stock Clerks and Order Fillers	43-5081	\$ 11.58	\$ 8.34	\$ 13.19	\$ 10.83	\$ 24,077
Transportation, Storage, and Distribution Managers	11-3071	\$ 33.14	\$ 22.63	\$ 38.39	\$ 30.53	\$ 68,932
Water and Wastewater Treatment Plant and System Operators	51-8031	\$ 18.39	\$ 13.14	\$ 21.01	\$ 18.49	\$ 38,250
Weighers, Measurers, Checkers, and Samplers, Recordkeeping	43-5111	\$ 15.57	\$ 9.75	\$ 18.47	\$ 13.44	\$ 32,377

The 2015 Iowa Wage data for the Western Iowa Advantage Regional Laborshed area was produced by the Labor Force & Occupational Analysis Bureau to provide communities local information on wages by occupation. The source of the wage and employment data is based on the May 2014 OES estimates. Additional occupational data can be found at <https://www.iowaworkforcedevelopment.gov/iawagereport>.

Balance of data compiled by Iowa Workforce Development using Laborshed data released in 2016.